

June 2025 (Issue 03)

Table of contents

Page no	Title
1	West Sussex Summary
2	West Sussex new businesses (FAME)
3	Claimants
4	Universal Credit Claimants
5	West Sussex Rural/Urban Classification
6	Real Time Information PAYE (employees)
7	Real Time Information PAYE (median pay)
8	Job Postings (Lightcast)
9	National Summary
10	Job Vacancies (UK)
11	Gross Domestic Product
12	Labour Market
13	Business Trading
14	Business Closures (Company)
15	Business Closures (Individual)

West Sussex Summary



New Businesses May 2025

- 553 new businesses incorporated.
- 431 businesses dissolved or liquidated.
- Net increase of 122 businesses.

Claimants April 2025

- Claimant count increased by 0.8% in West Sussex over the last month.
- The claimant count rate stayed the same at 3.1% in West Sussex, remaining below the regional average of 3.2% and the national average of 4.2%.

Universal Credit Claimants May 2025

The release of the April 2025 data has been delayed until further notice. Update: delays are ongoing, and no new release date has been confirmed at this time.

- Universal Credit claimants increased by 2% in West Sussex over the last month.
- Significant rise since March 2020 (182% increase). Higher increase than national (156%) or regional (168%) average.
- 14.39% of the 16-64 population in West Sussex are claiming UC, close to the regional percentage and lower than the national percentage of 17.40%.

Real Time Information (No of Employees) May 2025 (% Change from previous month in brackets)

- West Sussex: 396,761 (decreased 0.42%)
- West Sussex (South East): 195,027 (decreased 0.42%)
- West Sussex (North West): 201,734 (decreased 0.42%)
- Adur: 26,616 (decreased 0.40%)
- Arun: 68,249 (decreased 0.41%)
- Chichester: 49,794 (decreased 0.28%)
- Crawley: 62,441 (decreased 0.37%)
- Horsham: 66,618 (decreased 0.49%)
- Mid Sussex: 72,676 (decreased 0.39%)
- Worthing: 50,367 (decreased 0.57%)
- South East: 4,278,965 (decreased 0.39%)
- UK: 30,301,776 (decreased 0.36%)

Real Time Information (Median Pay) May 2025 (% Change from previous month in brackets)

- West Sussex (South East): £2,407 (increased 0.46%)
- West Sussex (North West): £2,713 (increased 0.26%)
- Adur: £2,416 (increased 0.67%)
- Arun: £2,341 (increased 0.43%)
- Chichester: £2,448 (increased 1.24%)
- Crawley: £2,638 (increased 0.38%)
- Horsham: £2,719 (increased 0.11%)
- Mid Sussex: £2,719 (increased 0.25%)
- Worthing: £2,473 (decreased 0.08%)
- South East: £2,656 (increased 0.38%)
- UK: £2,521 (increased 0.12%)

Job Postings (Lightcast)

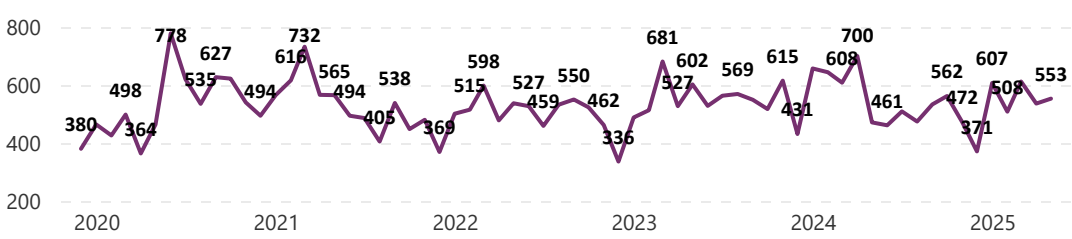
Update: As of June 2025, we have revised the way we report job postings. Notably, there is a change in the reported figures due to the removal of the 'Staffing Companies' (including recruitment companies) parameter. Going forward, we will report data exclusively under 'Non-Staffing Companies'.

- In May 2025, there were 11,045 unique job postings in West Sussex, which is almost 15% lower than the same time last year.
- In terms of the top posted occupations over the last six months (December 2024 to May 2025), home health aide is the top posted followed closely by janitors/cleaners.

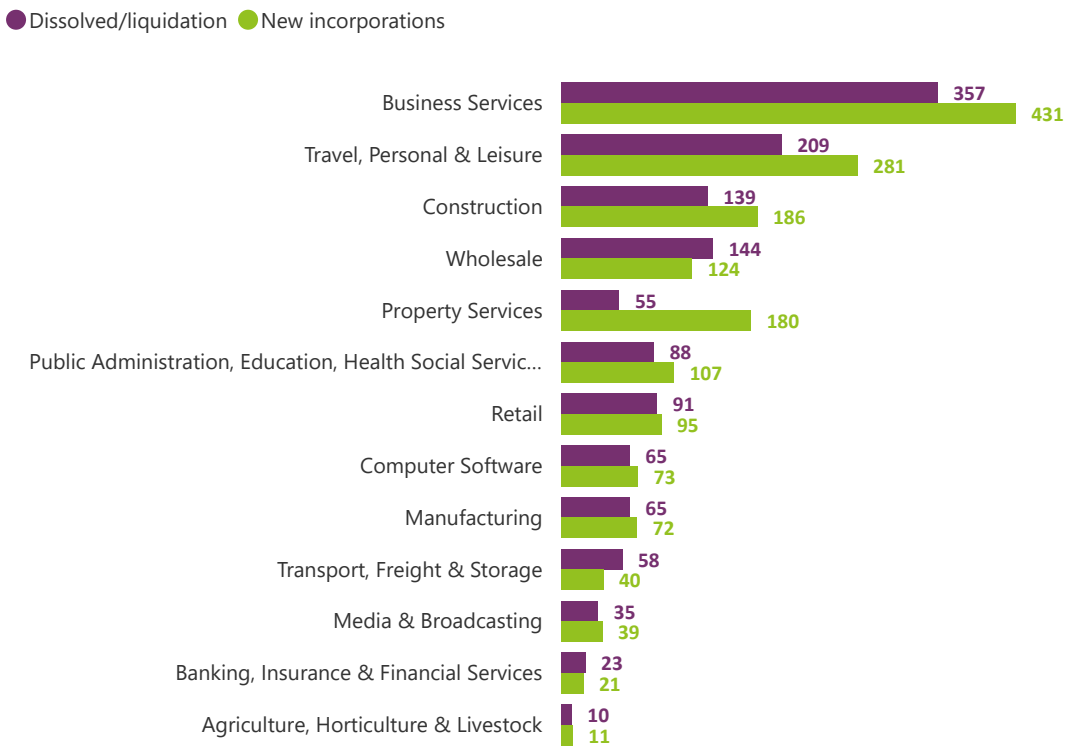
West Sussex: New Businesses



New business incorporations in West Sussex



Number of new business incorporations and businesses dissolved/in liquidation by industry in West Sussex (Mar'25 - May'25)



Number of new business incorporations and businesses dissolved/in liquidation by local authority (Mar'25-May'25)



Summary of Business Formation Trends in West Sussex

Overall trend: Over the past three months, a positive trend has been observed across all districts and boroughs. With the exception of the Wholesale, Transport, Freight and Storage, Banking, Insurance, and Financial Services sectors, all other industries have experienced a substantial increase in new businesses. This indicates a positive and encouraging trend across the broader economy.

Last 12 months:

- 6,125 new businesses incorporated.
- 5,563 businesses dissolved or liquidated.
- Net gain of 562 businesses.

Last 3 months:

- 1,707 new businesses incorporated.
- 1,404 businesses dissolved or liquidated.
- Net increase of 303 businesses.

May 2025:

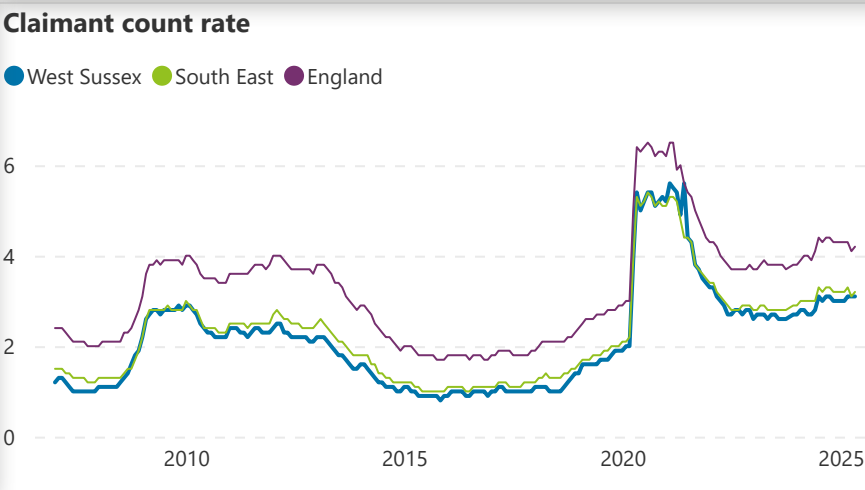
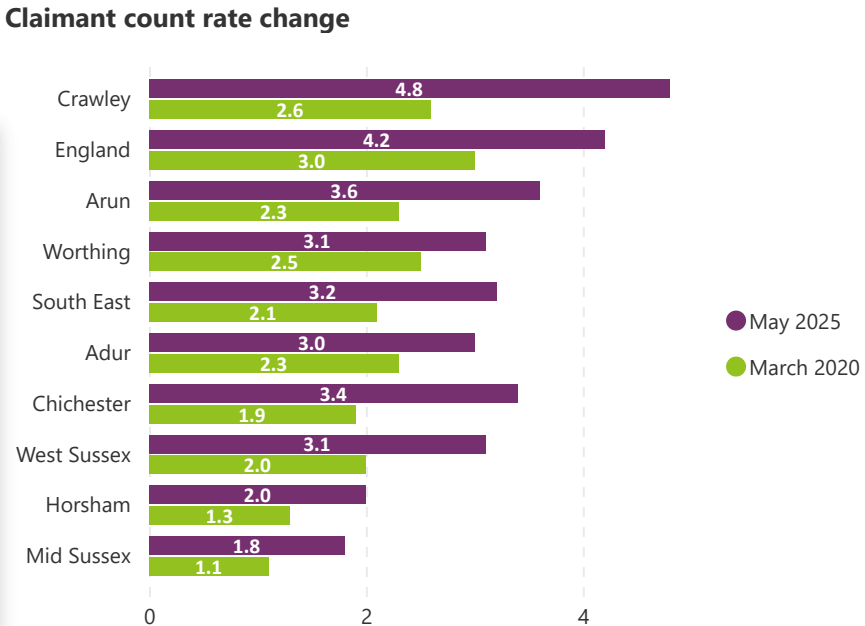
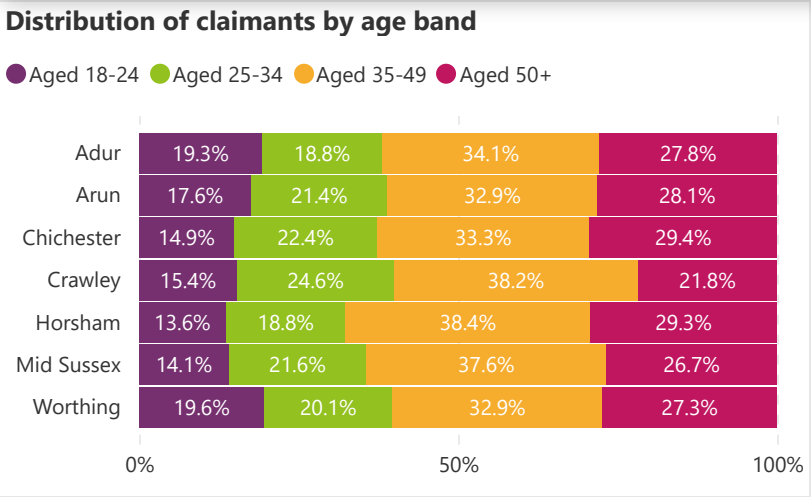
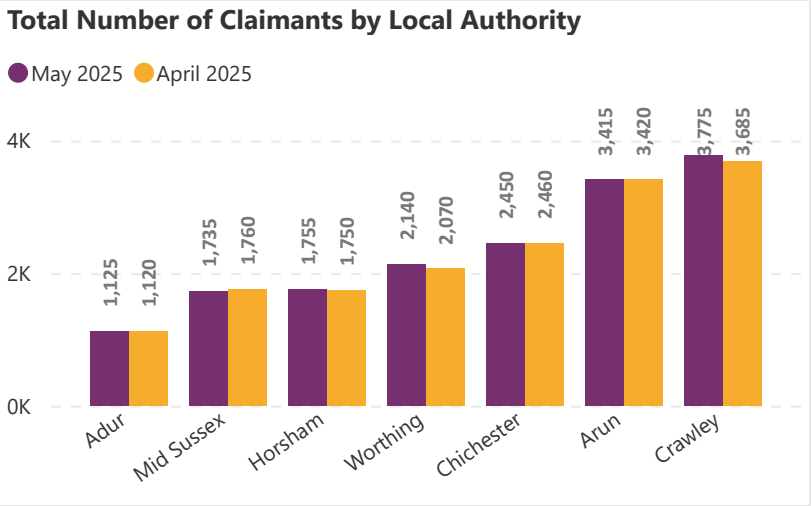
- 553 new businesses incorporated.
- 431 businesses dissolved or liquidated.
- Net increase of 122 businesses.



West Sussex: Claimant Count



16,395	16,260
May'25	Apr'25



Summary of Claimant Count Changes in West Sussex, May 2025

- Overall:**
- Claimant count has increased over the last month by 0.8% (16,395) in West Sussex.
 - Claimant count rate is 3.1% in West Sussex, staying below the regional average of 3.2% and national 4.2%.

- Breakdown by district (Apr'25 - May'25):**
- **Increases:**
 - Adur (0.4%)
 - Crawley (2.4%)
 - Horsham (0.3%)
 - Worthing (3.4%)
 - **Decreases:**
 - Arun (0.1%)
 - Chichester (0.4%)
 - Mid Sussex (1.4%)

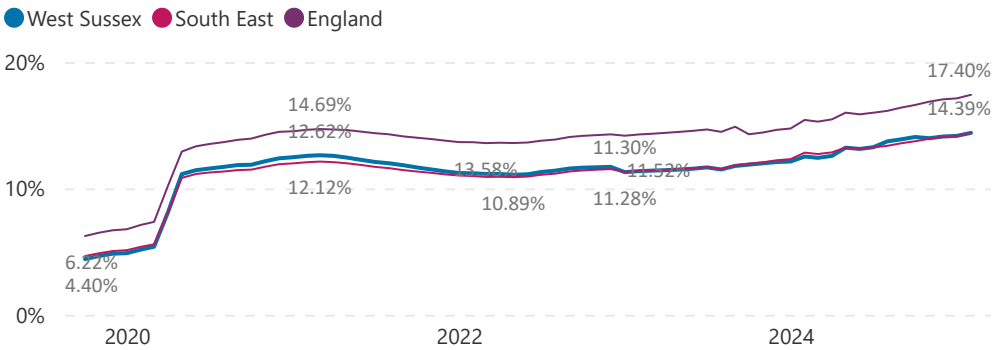
- Specifics (May'25):**
- Crawley recorded the highest claimant count (3,775).
 - Crawley had the highest claimant count rate (4.8%), higher than national average.
 - Mid Sussex had the lowest claimant count rate (1.8%).

*The claimant count includes those people who are claiming either Job Seekers Allowance or Universal Credit principally because they are out of work or working very few hours and/or have a very low wage.

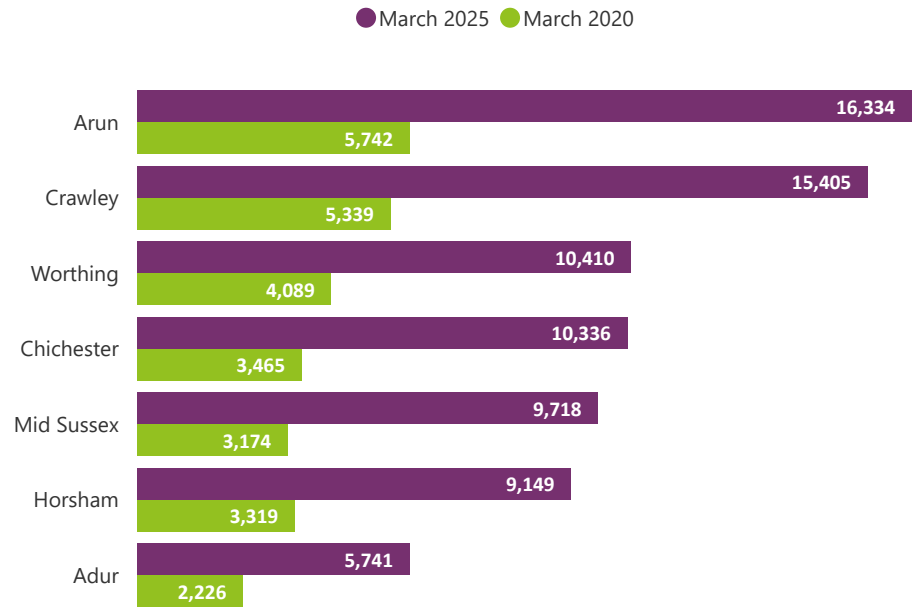
West Sussex: Universal Credit Claimants



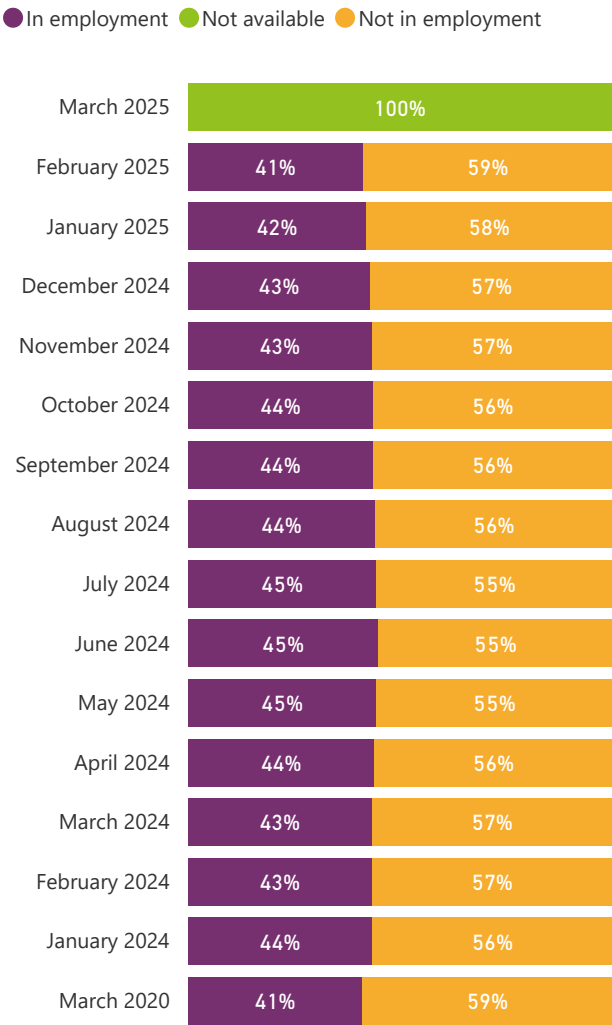
Percentage of people aged 16-64 years claiming Universal Credit



Universal Credit claimants in West Sussex change



Universal Credit claimants in West Sussex by employment status



Summary of Universal Credit Claimants in West Sussex, March 2025

Overall:

- In March 2025, numbers of Universal Credit claimants increased by 2% (77,093 total) over the last month in West Sussex.
- Significant rise since March 2020 (182% increase).
- Higher increase than national (156%) or regional (168%) average.
- The percentage of the 16-64 population claiming UC in West Sussex has risen to 14.39%, which is almost the same as the regional percentage and lower than the national percentage of 17.40% for the last month.

Employment status:

- 41% of claimants were in employment in February 2025. Higher than national (36%) or regional (38%) average.
- Mid Sussex has the highest percentage of employed claimants (44%).

District-specific:

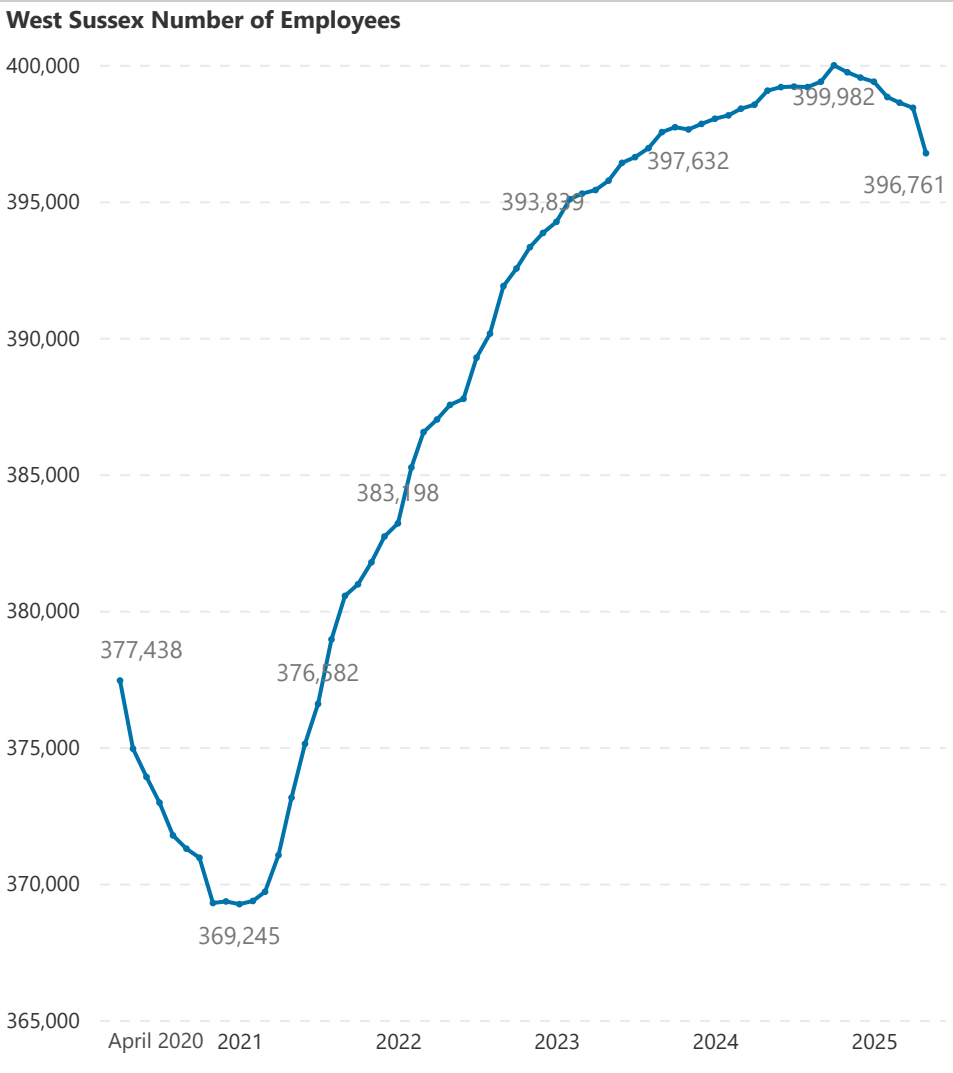
- Mid Sussex had the highest percentage increase in claimants (206%) since March 2020.
- At March 2025, Arun had the highest number of claimants at 16,334.

Note: Employment/not in employment breakdown for March 2025 is not available.

Update: The release of the April 2025 data has been delayed until further notice. Update: delays are ongoing, and no new release date has been confirmed at this time.



Real Time Information Earnings and Employment



Summary of RTI employees in West Sussex for May 2025.

Overall:

- West Sussex: 396,761
- West Sussex (South East): 195,027
- West Sussex (North West): 201,734
- Adur: 26,616
- Arun: 68,249
- Chichester: 49,794
- Crawley: 62,441
- Horsham: 66,618
- Mid Sussex: 72,676
- Worthing: 50,367
- South East: 4,258,925
- UK: 30,174,813

Three Month Change (Feb 2025 - May2025):

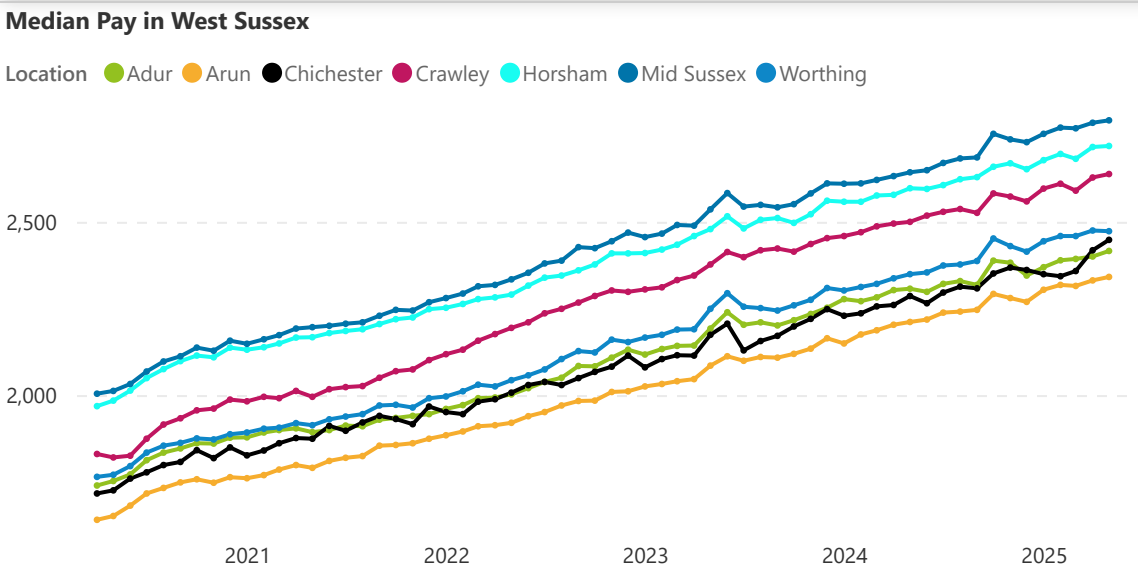
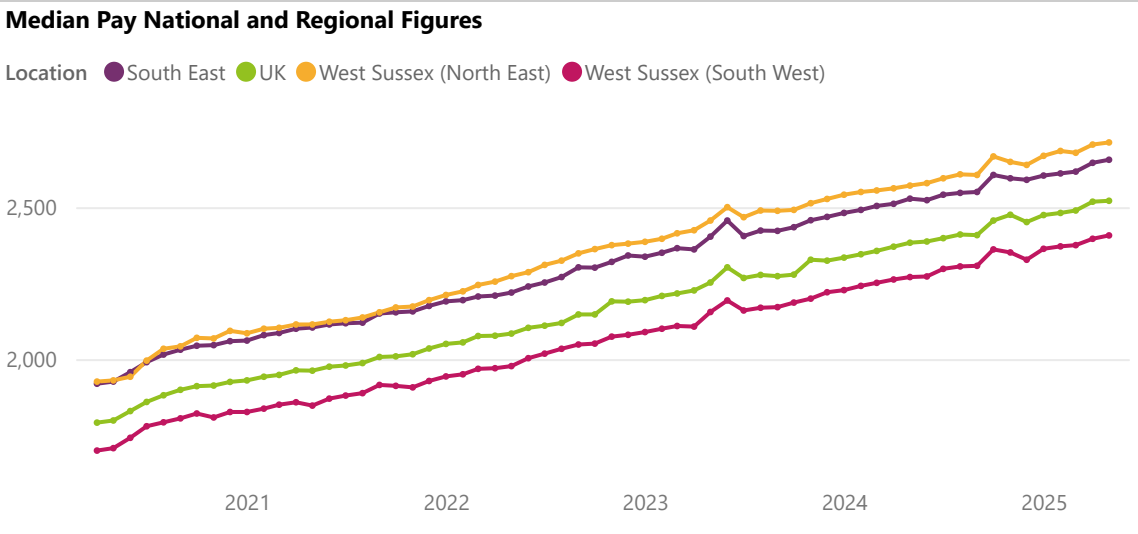
- West Sussex decreased by 0.52%
- West Sussex (South East) decreased by 0.57%
- West Sussex (North West) decreased by 0.46%
- Adur decreased by 0.71%
- Arun decreased by 0.58%
- Chichester decreased by 0.63%
- Crawley decreased by 0.47%
- Horsham decreased by 0.51%
- Mid Sussex decreased by 0.42%
- Worthing decreased by 0.42%
- South East decreased by 0.67%
- England decreased by 0.66%

Summary of RTI employees in West Sussex for May 2025.

One Month Change (Apr 2025 - May 2025):

- West Sussex decreased by 0.42%
- West Sussex (South East) decreased by 0.42%
- West Sussex (North West) decreased by 0.42%
- Adur decreased by 0.40%
- Arun decreased by 0.41%
- Chichester decreased by 0.28%
- Crawley decreased by 0.37%
- Horsham decreased by 0.49%
- Mid Sussex decreased by 0.39%
- Worthing decreased by 0.57%
- South East decreased by 0.39%
- England decreased by 0.36%

Real Time Information Earnings and Employment



Summary of RTI median pay in West Sussex for May 2025.

Overall:

- West Sussex (South East): £2,407
- West Sussex (North West): £2,713
- Adur: £2,416
- Arun: £2,341
- Chichester: £2,448
- Crawley £2,638
- Horsham: £2,719
- Mid Sussex: £2,783
- Worthing: £2,473
- South East: £2,656
- UK: £2,521

Three Month Change (Feb 2025 - May 2025):

- West Sussex (South East) increased by 1.52%
- West Sussex (North West) increased by 1.04%
- Adur increased by 1.13%
- Arun increased by 0.99%
- Chichester increased by 4.48%
- Crawley increased by 1.07%
- Horsham increased by 0.85%
- Mid Sussex increased by 0.76%
- Worthing increased by 0.57%
- South East increased by 1.72%
- UK increased by 1.61%

Summary of RTI median pay in West Sussex for May 2025.

One Month Change (Apr 2025 - May 2025):

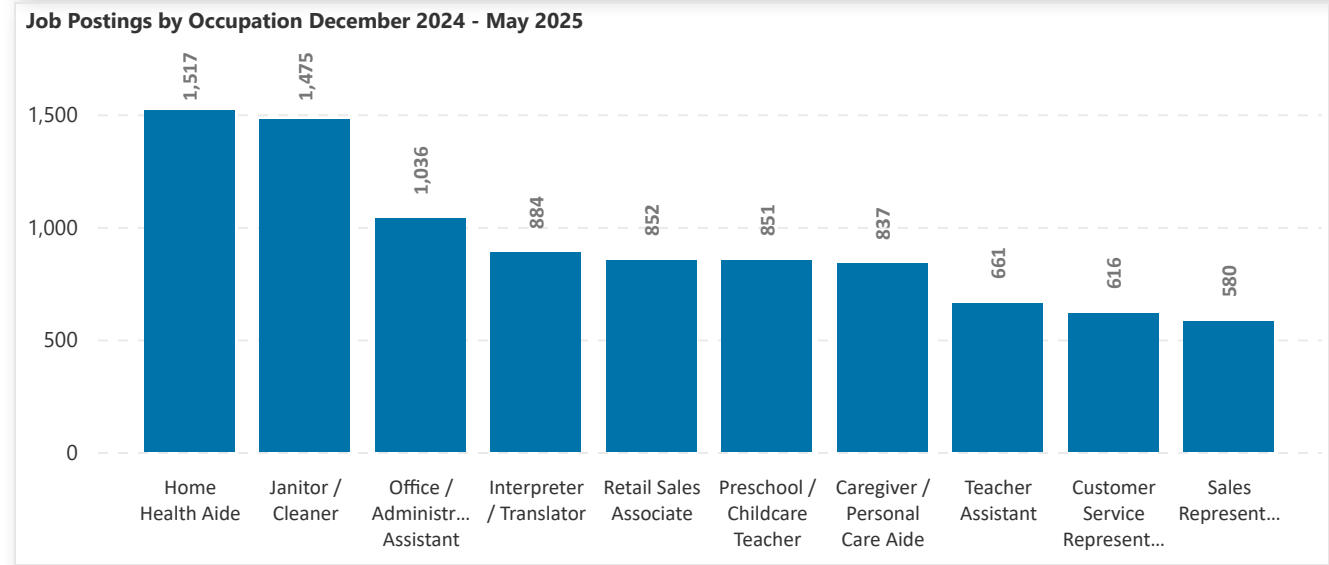
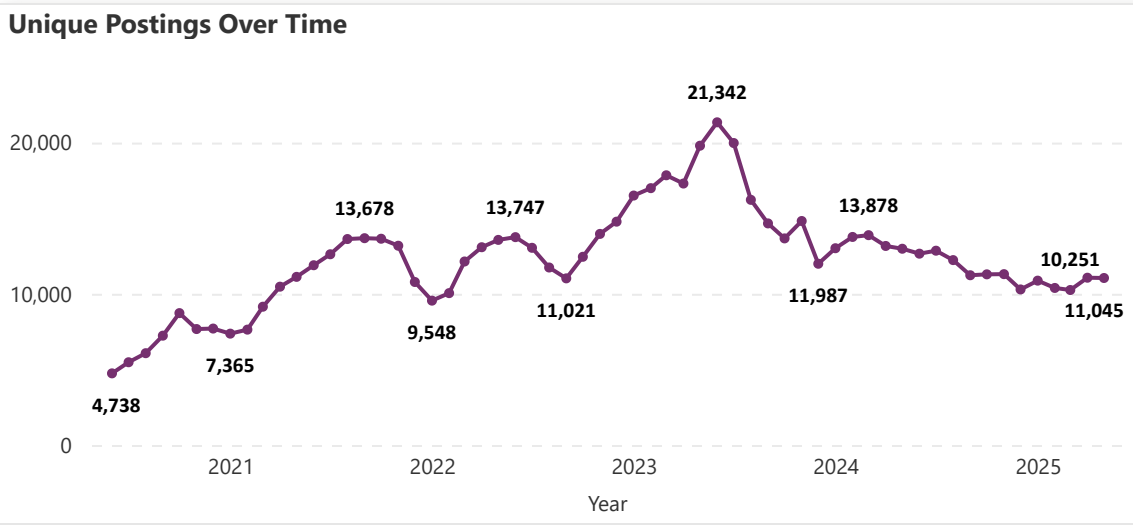
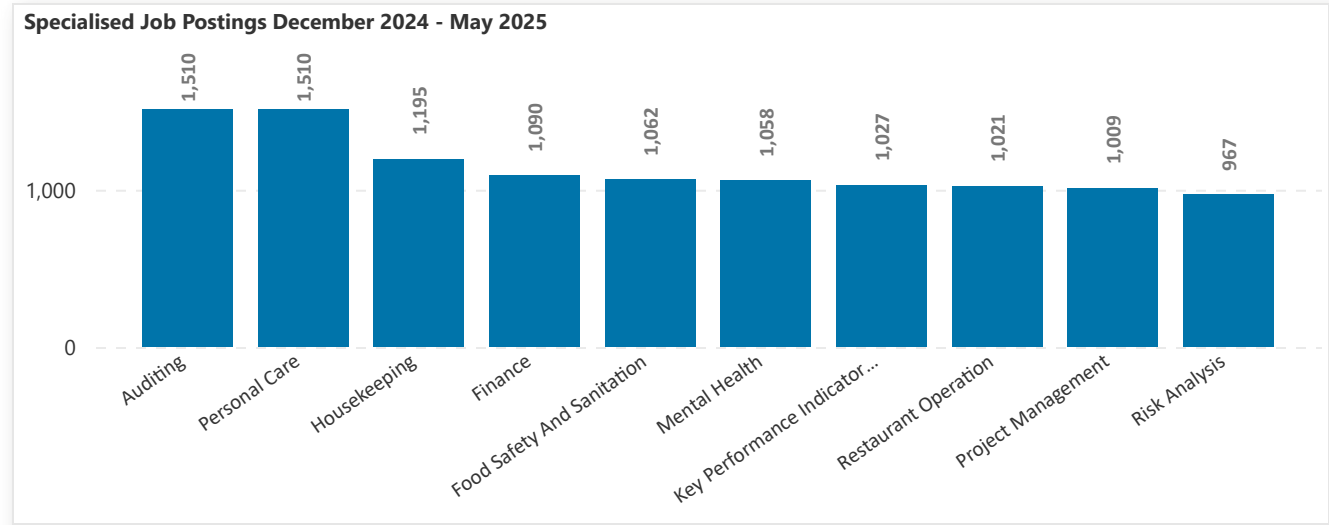
- West Sussex (South East) increased by 0.46%
- West Sussex (North West) increased by 0.26%
- Adur increased by 0.67%
- Arun increased by 0.43%
- Chichester increased by 1.24%
- Crawley increased by 0.38%
- Horsham increased by 0.11%
- Mid Sussex increased by 0.25%
- Worthing decreased by 0.08%
- South East increased by 0.38%
- UK increased by 0.12%

Source: ONS - [Earnings and employment from Pay As You Earn Real Time Information, seasonally adjusted](#)

Released: 10 June 2025



Job Postings



Summary of the job postings in West Sussex by Lightcast.

WSSCC has access to Lightcast from which the numbers of job postings by occupation type, along with other information including skills requirements and job titles is available. In May 2025 there were 11,045 unique job postings in West Sussex, a significant reduction from the peak in June 2023 of 21,342 but still higher than the general levels seen pre-Covid. In terms of the top posted occupations over the last six months (December 2024 to May 2025), Home Health Aide is the most frequently posted role, making up the highest number of occupations followed by janitor/Cleaner. The remaining occupations appear to be evenly distributed.



Job Vacancies

- Estimated vacancies in March 2025 to May 2025 was 736,000.
- Decreasing 63,000 or 7.9% from March 2025 to May 2025.
- Total estimated vacancies were down by 150,000 (16.9%) in March 2025 to May 2025 from levels in the previous year.
- The number of unemployed people per vacancy was 2.2 in February 2025 to April 2025, up from 1.9 in the previous quarter.

Gross Domestic Product

- Monthly GDP is estimated to have fallen by 0.3% in April 2025.
- Real GDP is estimated to have grown 0.7% in the three months to April 2025, compared with the three months to January 2025.

Labour Market

- Early estimates for May 2025 indicate that the number of payrolled employees decreased with a fall of 0.9% or 274,000.
- The earlier timings of the data extract for May 2025 means that these estimates are more uncertain than usual.
- The change in employees was highest in the health and social work sector with a rise 62,000 employees.
- The accommodation and food service activities sector saw the highest fall with 124,000 employees.
- Payrolled employment decreased by 109,000 (0.4%) employees in May 2025.
- UK payrolled employee growth for April 2025 compared with March 2025 has been revised from a decrease of 33,000 reported in the last bulletin to a decrease of 55,000.
- Early estimates for May 2025 indicate that median monthly pay increased by 5.8% compared with May 2024.
- Annual growth in median pay in May 2025 was highest in the accommodation and food service activities sector, with an increase of 7.5%, and lowest in the finance and insurance sector with an increase of 3.5%.

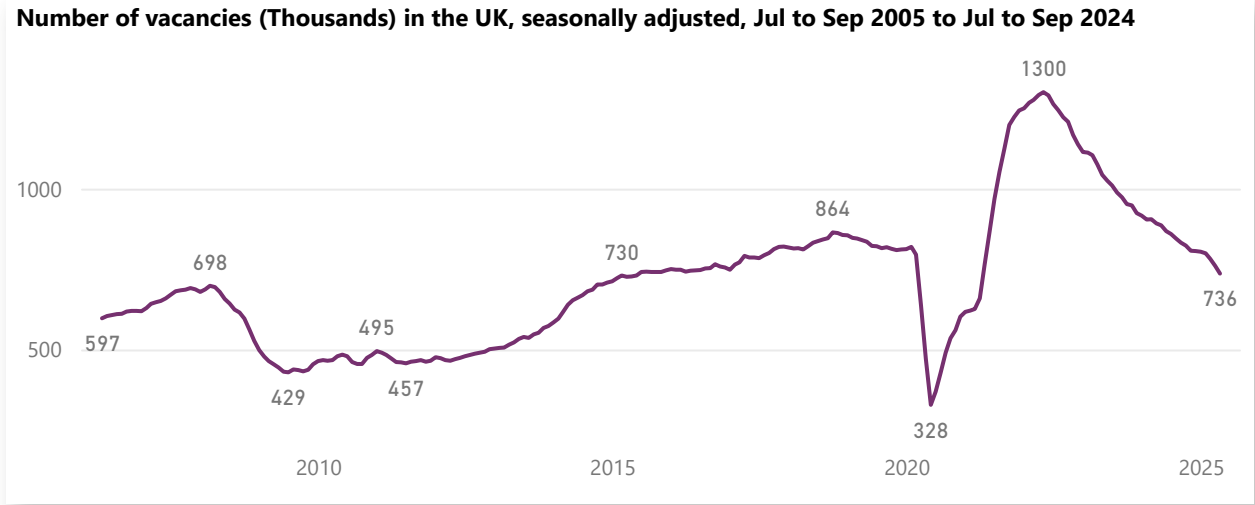
Business Trading

- 14% of trading businesses reported their turnover had increased in May 2025 compared with April 2025.
- 24% of trading businesses reported that their turnover decreased in May 2025.
- In early June 2025, economic uncertainty was the most commonly reported challenge affecting turnover for trading businesses at 27%. For businesses with 10 or more employees, the most commonly reported challenge was cost of labour at 40%.
- 25% of trading businesses reported an increase in the prices of goods or services bought in May 2025.
- 16% of businesses with 10 or more employees reported they were experiencing worker shortages in early June 2025.
- 16% of businesses with 10 or more employees reported that they experienced recruitment difficulties in May 2025.

Business Closures

- Company insolvencies in England and Wales was 2,238 in May 2025, 8% higher than in April 2025.
- Company insolvencies consisted of 354 compulsory liquidations, 1,734 creditors' voluntary liquidations (CVLs), 136 administrations and 14 company voluntary arrangements (CVAs).
- There were 10,014 individual insolvencies in England and Wales.
- Individual insolvencies consisted of 648 bankruptcies, 3,783 debt relief orders (DROs) and 5,583 individual voluntary arrangements (IVAs).
- The number of DROs in May 2025 remained similar to the record high levels over the past 12 months.
- The number of IVAs in the first five months of 2025 were similar to the monthly average in 2024.
- Bankruptcy numbers were 4 % higher than in May 2024 but remained at less than half of pre-2020 levels.

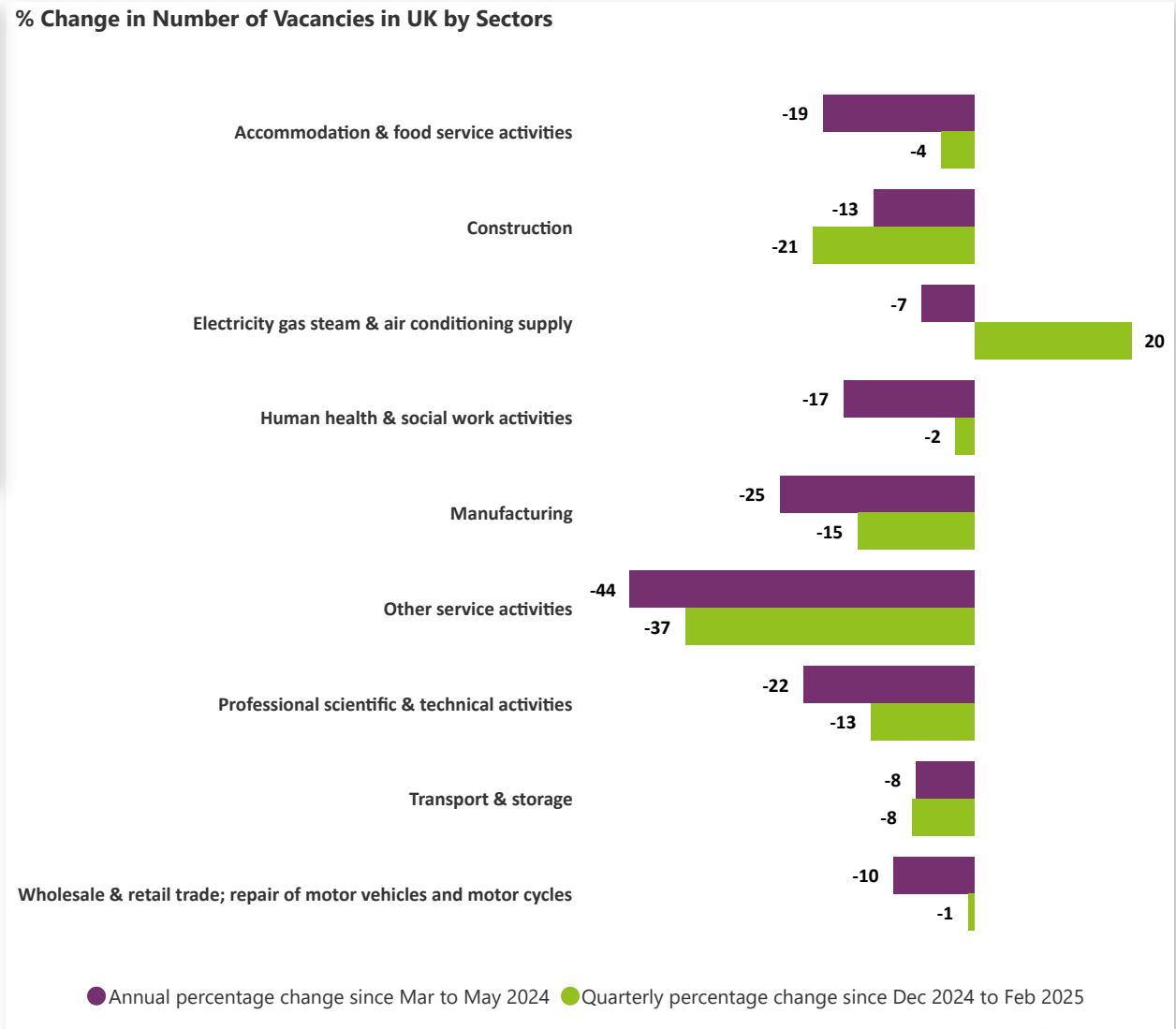
Job Vacancies (UK)



Summary of job vacancies (UK).

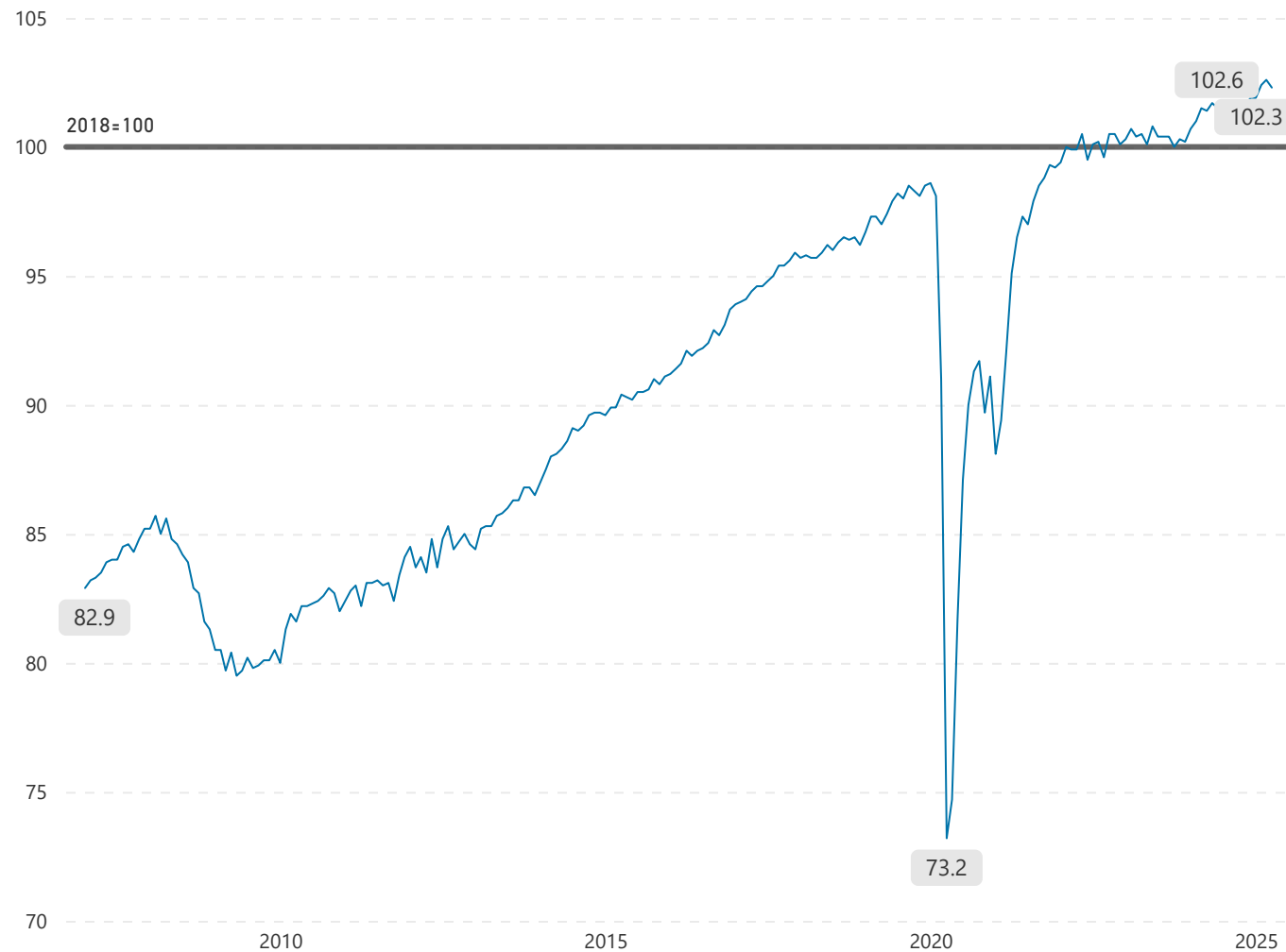
Overall:

- Estimated vacancies in March 2025 to May 2025 was 736,000.
- Decreasing 63,000 or 7.9% from March 2025 to May 2025.
- Total estimated vacancies were down by 150,000 (16.9%) in March 2025 to May 2025 from levels in the previous year.
- The number of unemployed people per vacancy was 2.2 in February 2025 to April 2025, up from 1.9 in the previous quarter.



Gross Domestic Product (GDP)

Monthly index, UK



Summary of Gross Domestic Product (GDP) (UK).

Overall:

- Monthly GDP is estimated to have fallen by 0.3% in April 2025.
- Real GDP is estimated to have grown 0.7% in the three months to April 2025, compared with the three months to January 2025.

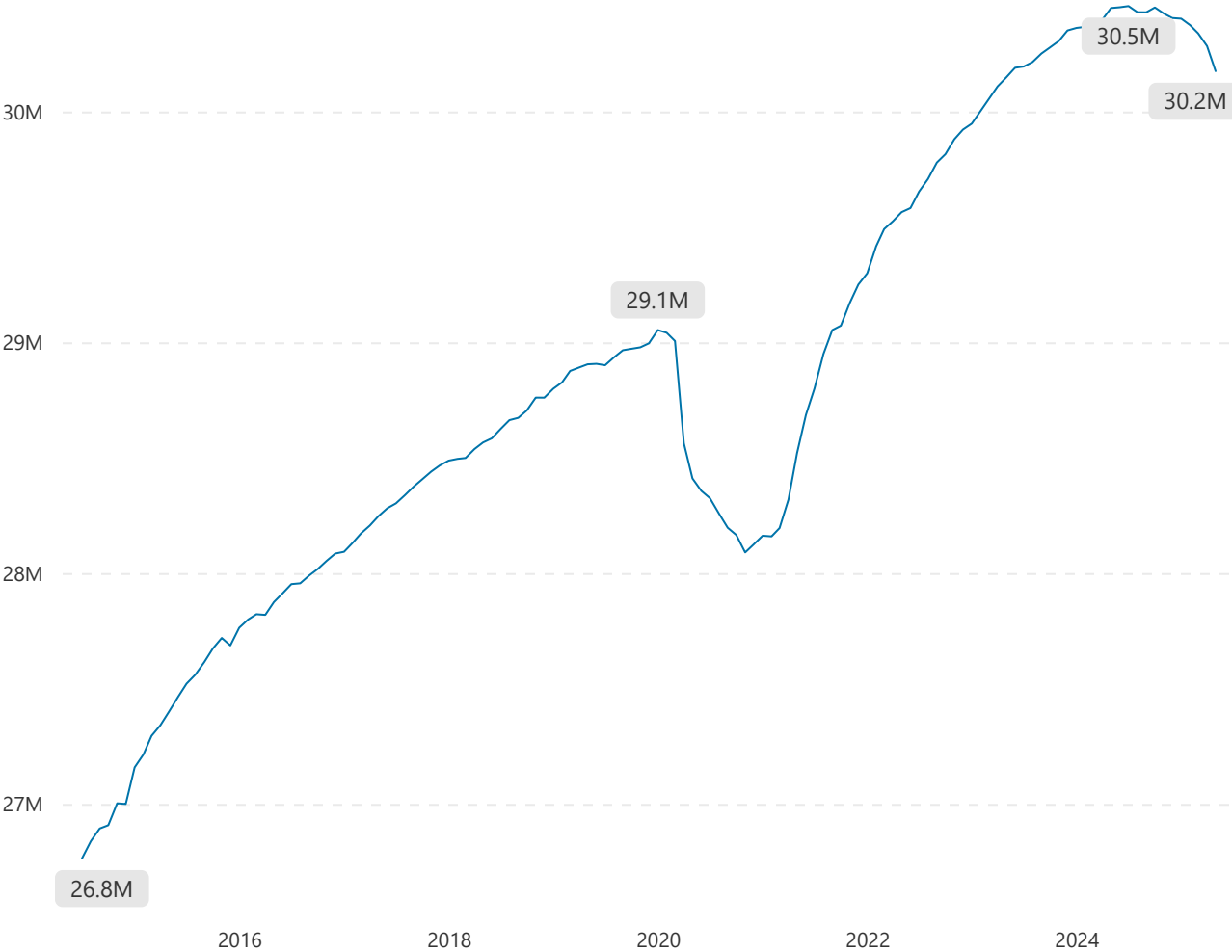
Output growth:

- Services fell by 0.4% in April 2025
- Production fell by 0.6% in April 2025
- Construction grew by 0.9% in April 2025

Labour Market



Payrolled employees, seasonally adjusted, UK



Summary of Labour Market (UK).

Overall:

- Early estimates for May 2025 indicate that the number of payrolled employees decreased with a fall of 0.9% or 274,000.
- The earlier timings of the data extract for May 2025 means that these estimates are more uncertain than usual.
- The change in employees was highest in the health and social work sector with a rise 62,000 employees.
- The accommodation and food service activities sector saw the highest fall with 124,000 employees.
- Payrolled employment decreased by 109,000 (0.4%) employees in May 2025.
- UK payrolled employee growth for April 2025 compared with March 2025 has been revised from a decrease of 33,000 reported in the last bulletin to a decrease of 55,000.
- Early estimates for May 2025 indicate that median monthly pay increased by 5.8% compared with May 2024.
- Annual growth in median pay in May 2025 was highest in the accommodation and food service activities sector, with an increase of 7.5%, and lowest in the finance and insurance sector with an increase of 3.5%.

Source: [ONS, Earning and Employment from Pay As You Earn](#)

Released: 10 June 2025



Summary of business insights and impact on the UK economy.

This data is the final results from Wave 134 of the Business Insights and Conditions Survey (BICS) which was live 2 to 15 June 2025.

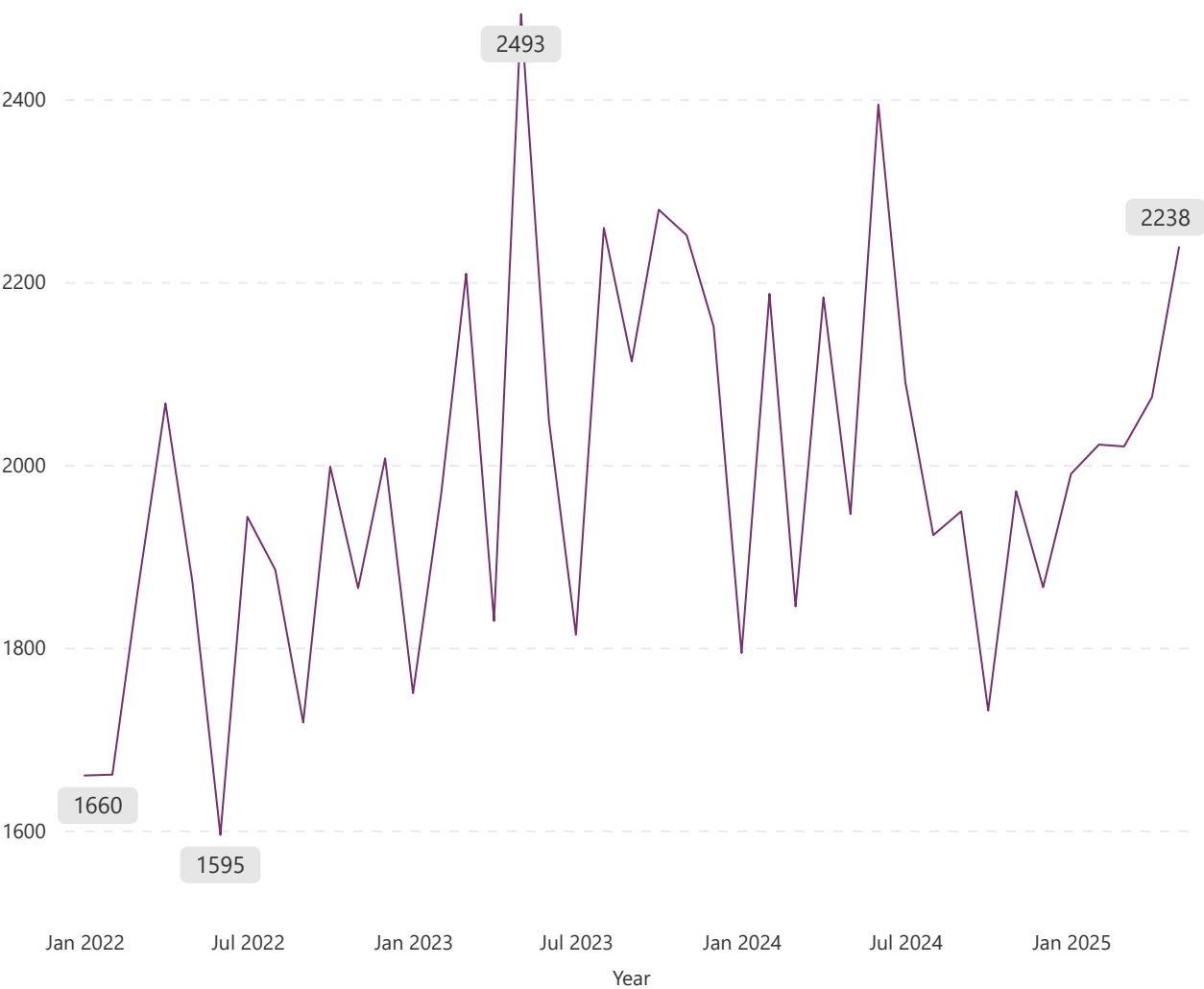
Overall:

- 14% of trading businesses reported their turnover had increased in May 2025 compared with April 2025.
- 24% of trading businesses reported that their turnover decreased in May 2025.
- In early June 2025, economic uncertainty was the most commonly reported challenge affecting turnover for trading businesses at 27%. For businesses with 10 or more employees, the most commonly reported challenge was cost of labour at 40%.
- 25% of trading businesses reported an increase in the prices of goods or services bought in May 2025.
- 16% of businesses with 10 or more employees reported they were experiencing worker shortages in early June 2025.
- 16% of businesses with 10 or more employees reported that they experienced recruitment difficulties in May 2025.

Business Closures (Company)



Company insolvencies in England & Wales



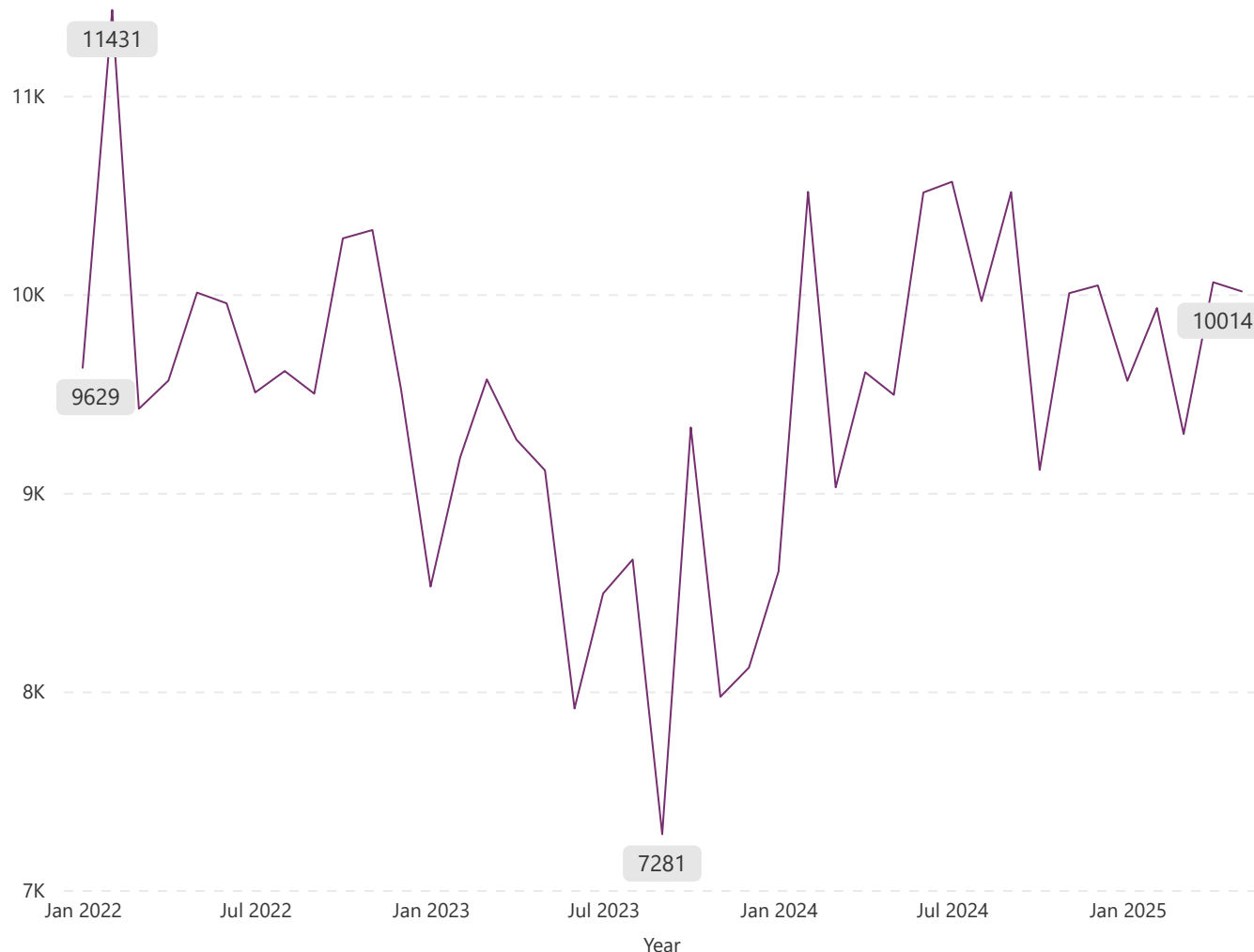
Summary of business closures (company) on the UK economy.

- Overall:**
- Company insolvencies in England and Wales was 2,238 in May 2025, 8% higher than in April 2025.
 - Company insolvencies consisted of 354 compulsory liquidations, 1,734 creditors' voluntary liquidations (CVLs), 136 administrations and 14 company voluntary arrangements (CVAs).



Business Closures (Individual)

Individual insolvencies in England & Wales



Summary of business closures (individual) on the UK economy.

Overall:

- There were 10,014 individual insolvencies in England and Wales.
- Individual insolvencies consisted of 648 bankruptcies, 3,783 debt relief orders (DROs) and 5,583 individual voluntary arrangements (IVAs).
- The number of DROs in May 2025 remained similar to the record high levels over the past 12 months.
- The number of IVAs in the first five months of 2025 were similar to the monthly average in 2024.
- Bankruptcy numbers were 4 % higher than in May 2024 but remained at less than half of pre-2020 levels.