


Chichester City **Tree Trail**





CHICHESTER CITY TREE TRAIL

Second revision of second edition

Introduction

Chichester is a very leafy city and there are a few hundred trees within the walls. This tree trail has been devised to introduce both residents and visitors to some of the interesting ones. The trail is about one-and-a-half miles long and should take about an hour and a half.

It is important that trees are looked after and respected. Please do not collect twigs or leaves from any of the trees on the trail for, if many people did so, they could easily become disfigured and, possibly, severely damaged.

This is a second revision of the second (2010) edition of the Chichester City Tree Trail. The original edition of March 2000 was slightly revised in July 2003. Changes to the City's trees have occurred since the Chichester City Tree Trail was first launched and this revision contains one new tree.

Each tree on the trail has a label giving its Tree Trail number such as

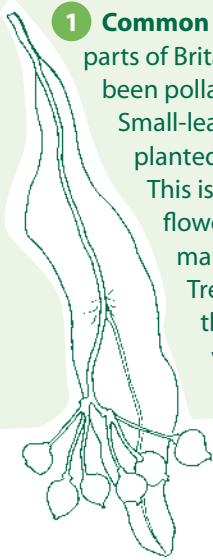


See the centre-page map for the route and its alternatives avoiding steps and for dog walkers.



The Trail

Start from the Cross; walk along the Cathedral side of West Street to a row of



1 Common Lime (*Tilia x europaea*) This is the tallest broad-leaved tree in most parts of Britain, although these are not particularly large because they have been pollarded. It is a natural hybrid of two native species (the Large- and Small-leaved Limes, *T. platyphyllos* and *T. cordata*), and has been widely planted since it was introduced from the Continent in the 16th century.

This is one of several rows in the city centre. In summer, its small yellow flowers produce copious nectar and are strongly scented, attracting many pollinating bees. Look at the flower stalk. As in all Limes (see Tree 25), it is attached to a leaf-like structure. At the fruiting stage, the whole is dispersed as a single unit. The lime-green leaves are very attractive to aphids whose copious honeydew drops onto passers by.

Turn left by the first Lime tree into the Cathedral Close; take the right fork; on the left of the path you will see

2 Hybrid Bean Tree (*Catalpa x erubescens*) This tree is a cross between the rare Chinese Yellow Catalpa (*C. ovata*) and the common North American Indian Bean Tree (*C. bignonioides*). It was hybridized in the USA in 1874 and introduced in 1891. The present tree, which was a gift from the City Tree Wardens, was planted by the Cathedral Dean Nicholas Frayling in November 2006.

It replaces what was the largest in Sussex and which was probably one of the earliest introductions of the hybrid. This was felled in February 2006 as it was, as expected, found to be quite hollow.

All *Catalpa* species are grown for their large clustered leaves, which appear in late spring, and for their large upright panicles of white flowers, which are tinged yellow and spotted purple, in mid-late summer. The dangling pods up to about 35 cm long persist for several months. It is these pods which provide the English name.



Return to the row of Lime trees; turn left and walk along them to the Cathedral's Bell Tower; cross over the road and go up Tower Street, which is opposite; pass the TOILETS and a row of cottages; just before the circular Library, on the left

3 Italian Alder (*Alnus cordata*) Introduced from southern Italy, this is one of the few Alders which tolerate dry situations. The flowers are in single-sex catkins, which appear before the leaves in spring. The females persist and form blackish, cone-like fruits. This makes Alders easy to recognise: look along the branches for the 'cones'. This particular tree is forked from the base.



[To avoid the steps: turn left after the library; go past the barrier, keeping alongside the library; rejoin the trail at the bottom of the second set of steps] Turn left, keeping the Alder on your right; pass along a footpath, down two sets of steps; on the right of the second set, on a small area of grass are three trees; the tree next to the steps is

4 Silver Birch (*Betula pendula*) A native tree which is widely planted and is easily recognised by its open crown, graceful drooping branches and peeling silvery bark. Similar to Alder, which is in the same family, its flowers are small and in single-sex catkins. Like most trees in Britain, it is wind pollinated. The two trees next to it are introduced Himalayan Birches.

Continue straight ahead with County Hall on your right; keep left of the roundabout; the rear of John Edes House is on your left; on its green you will see a large tree

5 Tree of Heaven (*Ailanthus altissima*) Look at the large leaves. When the buds open they are reddish. The leaves have up to 30 leaflets arranged in pairs along a common stalk. The trees of this species are unisexual. Most in Britain are female, but this one is male and has much-branched clusters of small greenish flowers in summer. It was introduced from China in 1751 and is frequently planted.

Keep Edes House on your left and keep left into West Street; cross over and turn right. [Visitors with dogs should turn left, return to the Cross; turn right into South Street and rejoin the trail after Canon Lane – see centre-page map] At the



roundabout, turn left into Avenue de Chartres; immediately after the public house car park and just before the high wall, turn left along a narrow passage.

Enter Bishop's Palace Garden [Open from 8.00 a.m. until 4.30–8.30 p.m. according to season]. NO DOGS. The garden was the private garden of the Bishops of Chichester from 1075 to 1974. It contains many old and interesting trees, several of which were planted soon after they were first introduced to this country.

Follow the path to the left, then take the right fork; immediately on the left is a large spreading tree

6 Sweet Buckeye (*Aesculus flava*) This species was introduced from eastern USA in 1764. It belongs to the same genus (*Aesculus*) as Horse Chestnuts. Observe the characteristic leaves. You will notice that they are very similar to those of Horse Chestnuts in that they are opposite and have large leaflets all of which arise from the tip of the leaf stalk. The long, erect, loose clusters of showy flowers appear in late spring or early summer. They are pinkish in this form *virginica*. This specimen is a county champion, having the widest trunk in Sussex. The Sweet Buckeye appears immune to the Horse Chestnut Leaf Miner which causes so much disfigurement and early leaf fall.



10m away to the right is a small tree

7 Wollemi Pine (*Wollemi nobilis*) The discovery of this species in New South Wales, Australia, was a major botanical event of 1994. Fewer than 100 trees have been found and cultivation was thought to be the best way to ensure its survival. Since 2006 rooted cuttings have been available in the UK. This one was planted in January 2008. The Wollemi Pine is named after the Wollemi National Park and its finder David Noble. It is not a pine! There is an unfortunate tendency to call all conifers pines. (True pines have needle leaves and are in the genus *Pinus*.) The Wollemi Pine is related to the Monkey Puzzle tree (see Tree 9). It has curious leaves, coppices naturally and has a bark like bubbly chocolate.

Continue in the same direction to a very tall tree



8 Giant Sequoia or Wellingtonia (*Sequoiadendron giganteum*) Look up to the top and you will see why another of its English names is Big Tree. It is the largest seed plant in the world. With a height of 27 m, this is by far the tallest tree in central Chichester. It is fast-growing and was first introduced to Britain in 1853 from the Sierra Nevada of California. The leaves are scale-like and the very thick bark can be seen where it is growing over the damage on the west side.



Turn almost completely around to the right; cross the path and walk towards two very large Evergreen Oaks (see Tree 12) near where you entered the garden; in front of you is a very spiky tree

9 Monkey Puzzle or Chile Pine (*Araucaria araucana*) The Monkey Puzzle is a conifer, but different from most and in its own small family. It is a striking tree with its wrinkled bark and long branches bearing very hard, dark green, shining, roughly triangular, sharply-pointed leaves. It comes from Chile and Argentina where it is an important timber species, although seriously endangered and is now traded 'only in exceptional circumstances'. In Britain it is widespread but many trees were lost in the great storm of 1987. This one has been in this garden since it was planted in c.2000 and was moved to this position in November 2009.

Immediately ahead is a small tree with a plaque by its base

10 Maidenhair Tree (*Ginkgo biloba*) This is the oldest extant tree species in the world. It evolved about 200 million years ago and pre-dates the true conifers. Hence, it is often called a 'living fossil'. It is unique in that it has no close relatives. Look at the leaves: it is the only tree with fan-shaped and, often, deeply two-cleft ones. Fossil *Ginkgo* leaves have been found worldwide – including Sussex. Like most in Britain, this one is probably male. It was introduced about 1730 from China, where it was long cultivated – although it is extremely rare in the wild. This young tree was planted in March 1999 by Bishop Eric Kemp when it was five years old.



Turn slightly left to a tree with a wide-spreading base



11 Dawn Redwood (*Metasequoia glyptostroboides*) Another 'living fossil' (like Tree 10), but only 65 million years old! Fossils of this genus were known before the living plant was discovered in China in 1941. Introduced in 1948, it is now quite common. This attractive conifer with rust-coloured bark has leaves which turn golden, then reddish-brown, before falling in the autumn. It rarely produces cones in Britain, but this tree does so in very hot summers and may do so more often with global warming.

Continue in the same direction to a very large evergreen tree

12 Holm Oak (*Quercus ilex*) This is evergreen, as are about half of the 600–800 species of Oak. If you look carefully you may see the characteristic acorns. Look at the leaves. They are not lobed, whereas those of many European Oaks have a characteristic lobed shape. The new leaves appear in June shortly before many of the old ones fall off. They are silvery at first but soon become very dark green above and fawn below. Holm Oaks come from southern Europe and are common on the Sussex coastal plain where they regenerate naturally. This tree is hollow; look up and you will see its branches are supported by an iron band. Like most other old, hollow Oaks, this one survived the great storm of 1987. This specimen is a county champion, having the widest trunk in Sussex. It is probably over 250 years old.



Turn sharp left and walk towards the new circular bed which is surrounded by columnar trees; take the right-hand path and continue through the gateway in the wall into the formal garden; in the centre of the first flower bed are three curious trees

13 Chusan Palm (*Trachycarpus fortunei*) The large palm family is virtually confined to the tropics. The Chusan Palm will grow on the coastal plain of Sussex, but will not survive unprotected on the Downs or further north (except on extreme western coasts). It is native in SE China from where it was introduced in 1836. Like most palms its trunk is unbranched and supports a crown of large, fan-shaped, deeply-divided leaves. It produces prolific tiny flowers, but rarely fruits in the UK. These trees were planted in 2007. The tree can reach a height of 20 m. It does not grow in girth like a 'normal' tree, but the trunk remains virtually the same diameter all the way up – except that it may become *wider* at the top!



West Street Area [5 trees]

- 1 **Common Lime**
Tilia x europaea
- 2 **Hybrid Bean Tree**
Catalpa x erubescens
- 3 **Italian Alder**
Alnus cordata
- 4 **Silver Birch**
Betula pendula
- 5 **Tree of Heaven**
Ailanthus altissima

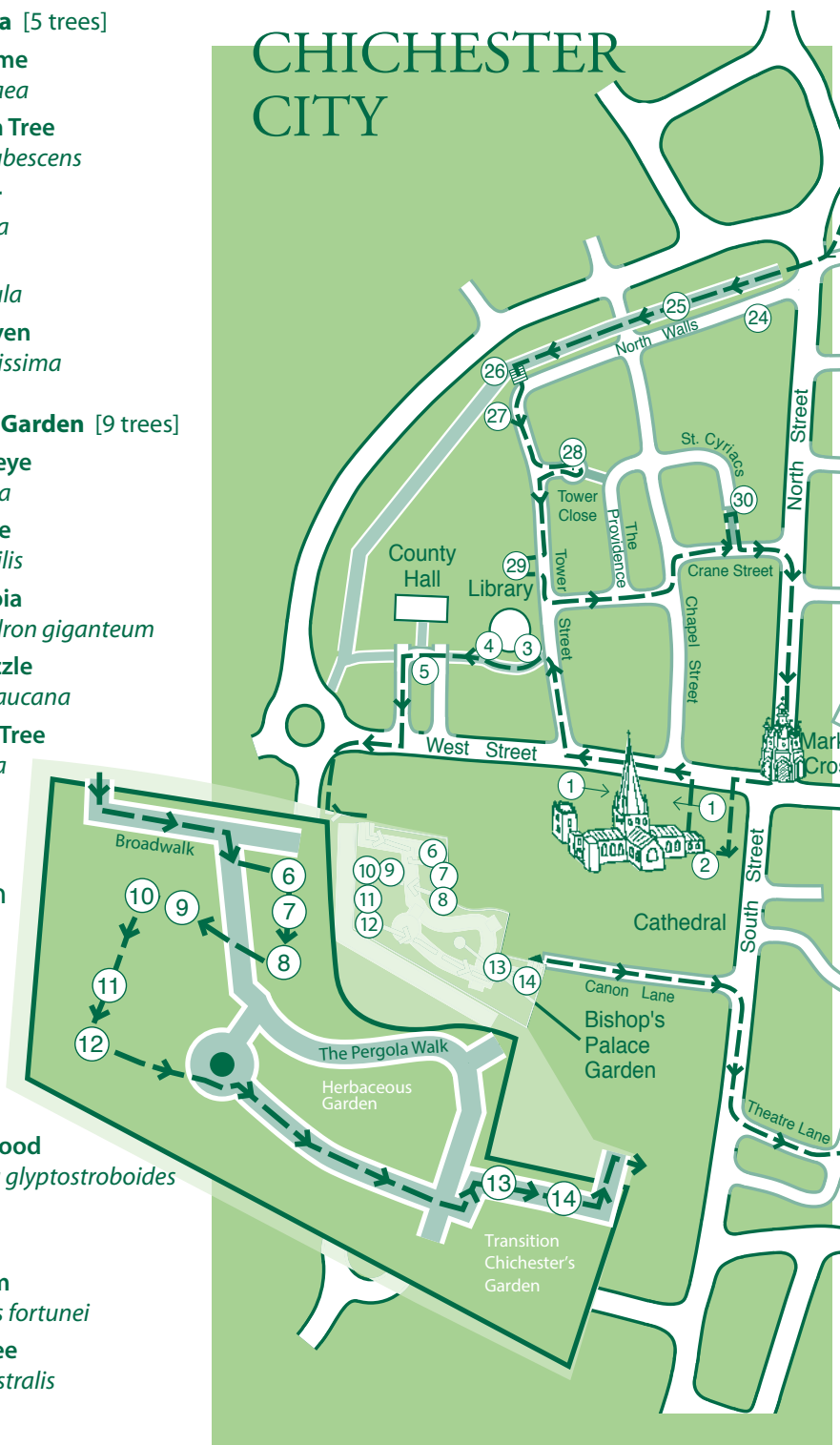
Bishop's Palace Garden [9 trees]

- 6 **Sweet Buckeye**
Aesculus flava
- 7 **Wollemi Pine**
Wollemi nobilis
- 8 **Giant Sequoia**
Sequoiadendron giganteum
- 9 **Monkey Puzzle**
Araucaria araucana
- 10 **Maidenhair Tree**
Ginkgo biloba

Bishop's Palace Garden

- 11 **Dawn Redwood**
Metasequoia glyptostroboides
- 12 **Holm Oak**
Quercus ilex
- 13 **Chusan Palm**
Trachycarpus fortunei
- 14 **Cabbage Tree**
Cordyline australis

CHICHESTER CITY





South-east Quadrant [3 trees]

- 15 **Beech**
Fagus sylvatica
- 16 **Holm Oak**
Quercus ilex
- 17 **Sweet Chestnut**
Castanea sativa

Jubilee Park [6 trees]

- 18 **Tulip Tree**
Liriodendron tulipifera
- 19 **Deodar**
Cedrus deodara
- 20 **Pride of India or Golden Rain Tree**
Koelreuteria paniculata
- 21 **London Plane**
Platanus x hispanica
- 22 **Sweet Gum**
Liquidambar styraciflua
- 23 **Monterey Cypress**
Cupressus macrocarpa

North-west Quadrant [7 trees]

- 24 **Edible Fig**
Ficus carica
- 25 **Silver Lime**
Tilia tomentosa
- 26 **Hybrid Dutch Elm**
Ulmus x hollandica 'Lobel'
- 27 **Silver Maple**
Acer saccharinum
- 28 **Foxglove Tree**
Paulownia tomentosa
- 29 **False Acacia**
Robinia pseudoacacia
- 30 **English Yew**
Taxus baccata

In the next flower bed are three more strange trees

14 Cabbage Tree (*Cordyline australis*) A palm-like plant with curious looking tufts of linear leaves at the top of its stems. It is sometimes called the Cabbage Palm. Introduced from New Zealand, it is restricted to the mildest parts of Britain. The small flowers occur in conspicuous loose clusters up to 1m long.

Continue along the path; leave Bishop's Palace Garden, turning right through the arch into Canon Lane; pass through Canon Gate at its far end; turn right into South Street.

[Dog walkers should rejoin the trail at this point] Take the first left, Theatre Lane; cross the road at its end (South Pallant) and enter Cawley Priory Car Park. In the car park keep right, pass the cottage; go through the gate [which closes before dusk] leading to the Walls Walk; opposite you is a very large tree

15 Beech (*Fagus sylvatica*) This is a very large old tree, at least 200 years old. It is certainly the largest girthed tree in Chichester and is one of the largest Beech trees in Sussex. It was pollarded (cut off about 2m above ground level) when young and now has several low branches from about that height. Beech trees are native to southern England and beech woodlands are characteristic of the chalk hills. Their shallow roots give them an advantage over deeper-rooted species on shallow chalk soils – although many were blown over in the great storm of 1987. The trees grow fairly quickly, have a characteristic smooth bark, very long narrow buds, and late-flushing, pale-green leaves. This tree is showing signs of decay and will receive careful management over the next few years.

Continue through the car park, along the connecting road into the adjacent East Pallant car park; continue straight ahead to the small area of grass with a small tree

16 Holm Oak (*Quercus ilex*) Tree 12 was an old tree and although it should last many more years will, eventually, die of old age. Old trees need to be replaced, and this one was planted in July 1999 when it was four years old. Trees in public places are subject to accidental damage – and injury to bark can prevent them from growing in girth – but this one has survived very well.

Continue in the same direction onto the narrow central path in the centre of the car park; on the right, occupying a whole parking space is a large tree.



17 Sweet Chestnut (*Castanea sativa*) Sweet (or Spanish) Chestnuts are native to the Mediterranean region and were probably introduced to Britain by the Romans for their timber and fruit. Its leaves are toothed and the tree bears long catkins. The familiar globose spiny fruits contain edible nuts. This tree was pollarded a few years ago and is responding with new growth in its crown and around its trunk.

Continue in the same direction and leave the car park by the entrance ahead; go straight into Baffins Lane; at the top turn right and cross East Street; take the first left into East Walls.

[To avoid the steps at the end, keep to the pavement on the left]

Cross to the right-hand side; walk up the slope onto the walls; on the slope on your left notice the row of Common Lime trees (like Tree 1); before descending the steps at the end look ahead into Priory Park [This is not on the tree trail; it contains many fine trees almost all of which are species you have met.]

Descend the steps; cross the road and turn right; enter the park by the 30mph sign. The tree nearest the main road is

18 Tulip Tree (*Liriodendron tulipifera*) This not uncommon tree has quite large leaves which appear as if their tips have been cut off. The large flowers, which can be prolific in warm summers, are tulip-like; hence its common name. It was introduced from the SE USA c.1650.

Turn left and keep left towards a group of conifers near the main path. Between the two seats take the left bark-chip path. The large tree on the left is

19 Deodar (*Cedrus deodara*) This, like other conifers, has cones in which the seeds are exposed on scales – as opposed to the completely enclosed seeds in the fruit of a flowering plant – like a plum. As in many conifers, the female cones take over a year to mature. Most conifers are evergreen trees and have needle- or scale-like leaves. This cedar, from the western Himalayas, was first introduced in 1831.

The crown of the Deodar is the most conical of the Cedars and its end shoots droop – as opposed to the level branches of the Cedar of Lebanon (*C. libani*), and the ascending ones of the Atlas Cedar (*C. atlantica*). There is a Cedar of Lebanon on your right across the tarred path with a plaque stating it was planted to commemorate Queen Victoria's Diamond Jubilee in 1897. There is an Atlas Cedar on your half-right on the mini 'island' in the centre of these paths. And a little further north on the large grass area is its blue cultivated variety with a plaque to commemorate the Silver Jubilee of Queen Elizabeth II in 1977.



From the Deodar (Tree 19), continue along the bark-chip path to the third cedar on the right; look to the left of the path at the larger tree

20 Pride of India or Golden Rain Tree (*Koelreuteria paniculata*)

In spite of one of its English names, this infrequent tree comes from China and Korea and was first introduced in 1763. Look at its leaves; they are not opposite and each has a terminal leaflet and 3-7 opposite pairs of leaflets. The leaflets are toothed and pinkish-red on emergence. The large, loose, clusters of small bright yellow flowers are followed by conspicuous reddish, bladder-like fruits in late summer.



Walk towards the road edge where you will see a row of tall pollarded trees; the one by the road sign is

21 London Plane (*Platanus x hispanica*) Rows of trees like this are common in town streets because of their tolerance of pollution. On close inspection of the trunk, you will see characteristic blotches where flakes of bark have been shed. The large leaves somewhat resemble Sycamores, but are not opposite. Their shape varies because the tree is a hybrid between the Oriental Plane (*P. orientalis*) and the American Plane (*P. occidentalis*). This occurred naturally c.1650 in southern Spain or France. The hybrid was introduced c.1860 and the different hybrid clones often have distinct characters. They also show hybrid vigour; they grow quickly and need pollarding regularly. The pollarding produces the mop-head of large branches at the top of the trunk. The flowers are hardly noticeable but give rise to groups of large, spherical fruits which hang down and persist all winter.

Return to the main path; just where the path and City Wall have a distinct left curve; on the right is

22 Sweet Gum (*Liquidambar styraciflua*) This frequently-planted tree is grown for its striking foliage. Look carefully at the leaves and you will see they differ from Maple leaves (Tree 27) – for they are not in opposite pairs. Sweet Gum is not related to the Maples and its leaves have longer middle points. It was introduced from the USA in 1681 and its autumn colours can be spectacular. It is named after its fragrant resin which may exude from the bark.

Continue along the path and where a wide, short, path leads off to the right, is a pair of tall trees



23 Monterey Cypress (*Cupressus macrocarpa*) The crowns of these two trees are characteristically broad and open and make this species fairly easily recognisable. The globose female cones grow to 3–4 cm diameter. This species comes from California and is very common near the Sussex coast.

Continue beyond these, keep left and follow this path out of Jubilee Park; keep left along the pavement of Franklin Place; on your right is a row of mainly Holm Oak. Continue to Northgate; turn left into North Street; then, first right into North Walls. [To avoid the steps at the end: keep to the pavement on the left.] Keep right up the slope to the top of the walls; on your left, at the end of the short row of cottages, next to No. 22, look for a distorted tree

24 Edible Fig (*Ficus carica*) Figs have long been cultivated in Britain – where all are female. Many, like this old gnarled specimen, are grown against a wall. The fruits, which are not always edible, turn dark green or brownish when they mature in their second year. They are almost always present on this specimen.

Then, on the slope on your left are various trees overhanging the wall path; stop at the second and largest of these which is a

25 Silver Lime (*Tilia tomentosa*) Native to south-eastern Europe, this is one of the few Limes with striking, white-backed, leaves. This silvery appearance is due to a dense covering by minute hairs in contrast to the Common Lime (Tree 1) which has very few hairs. In addition, its flowers are very fragrant and appear after those of the Common Lime.

Continue walking along the wall path and look for the tree immediately before the second set of steps; this is

26 Hybrid Dutch Elm (*Ulmus x hollandica* 'Lobel') You will recognize this as an Elm as the base of a leaf blade is lower on one side of the leaf-stalk than on the other. The many species of Elm hybridize frequently, so identification is not easy. This is one of a group of hybrids of which many, like this one, show tolerance of Dutch Elm disease.

Descend these steps and, as you do so, on your right



27 Silver Maple (*Acer saccharinum*) About 40 species of Maple are grown in Britain. The leaves of this Maple have sharp teeth and are densely hairy beneath as in the Silver Lime (Tree 25). Like almost all Maples, this tree has simple, opposite, lobed leaves. In this species they are orange or red when they first emerge and before they fall in the autumn. This North American species, which was introduced in 1725, seldom produces the characteristic paired, winged fruits in Britain.

At the bottom of the steps, proceed straight ahead down Tower Street; take the first left into Tower Close; to the left of the roundabout, on a PRIVATE lawn

28 Foxglove Tree (*Paulownia tomentosa*) One of the few trees with enormous paired leaves (to 35 cm long) which are densely hairy beneath. In spring, it produces long, erect, much-branched, clusters of purplish flowers. These look like huge foxgloves, which are in the same family. This uncommon species originates from China, but was introduced from Japan in 1838. This tree became too large for the space and has been severely pruned.

Return to Tower Street and turn left; almost immediately, behind a row of posts on the right, is a lawn with two

29 False Acacia (*Robinia pseudoacacia*) This common North American tree, also called Locust Tree, was introduced c.1636. Its leaves are very characteristic: they are not opposite, have a terminal leaflet, and up to 11 pairs of virtually opposite leaflets. The white, pea-like, flowers hang in long, dense tresses in June. They are followed by pods. Its golden variety (*R. pseudoacacia* 'Frisia') is quite common but less vigorous as its leaves contain less chlorophyll.

Continue along Tower Street; take the second road on the left (The Woolstaplers); turn left into Chapel Street (signposted St Cyriacs) and then right into a pedestrianized shopping street (Crane Street); half way along this, turn left into a covered passage between the shops to St Cyriacs; keep straight and, on the right, against the wall, is

30 English Yew (*Taxus baccata*) This species is one of only three native conifers and our longest-lived native tree. This tree is female. Its seeds are exposed (see Tree 19) and, in late summer and autumn, have an extra, red, fleshy, cover (the aril) and look like berries. Its foliage and seeds are very poisonous. It is the tree from which English long



bows were made. This is an old tree but, unlike some in the splendid grove of ancient trees in Kingley Vale National Nature Reserve a few miles away, is nowhere near several hundred years old. Yew woodlands are characteristic of the South Downs and yew trees were widely planted, particularly in churchyards. They are also associated with the Druids.

This is the last tree on the trail and one of the few really old trees to have survived in the city streets. Most of the finest trees you have seen were in former large private gardens or public parks where they were planted and carefully nourished. It is up to us to continue to care for and, where necessary, replace them for future generations to enjoy.

Return through the passageway into Crane Street; turn left; at the end turn right into North Street and so return to the Cross.

We hope that you have enjoyed the walk. Please give any comments you may have on it to The Town Clerk [The Council House, North Street, Chichester, West Sussex PO19 1LQ]. There are many other interesting trees within the city boundaries and, in the central area, Jubilee Park and the Bishop's Palace Garden merit further exploration.

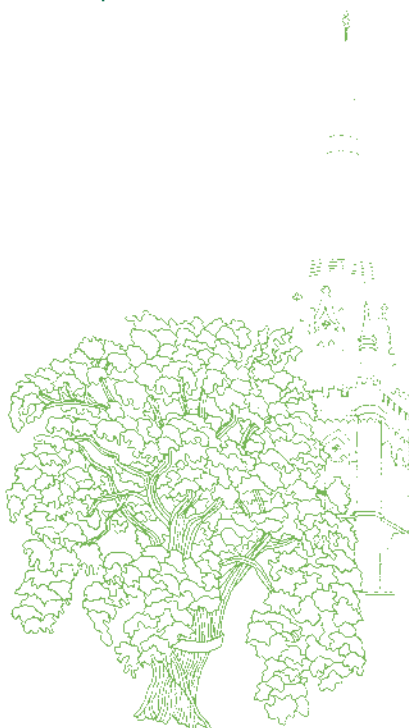
THE TREE WARDEN SCHEME

The Tree Warden Scheme is a national initiative to enable people to play an active role in conserving and enhancing their local trees and woods. The scheme was founded by the Tree Council and is co-ordinated by the Council in networks throughout Britain. Tree Wardens are volunteers, appointed by parish councils or other community organisations, who gather information about their local trees, get involved in local tree matters and encourage local practical projects to do with trees and woods. If you are interested in becoming a tree warden please contact your local parish council (or its equivalent) or West Sussex County Council: treewardens@westsussex.gov.uk tel: 01243 777100 or the Tree Council for more details:

4 Dock Offices
Surrey Quays Road
London
SE16 2XU
Tel: 020 7407 9992
Mobile: 07927 550431
Email: info@treecouncil.org.uk



The original Tree Trail was devised by
Ann Hampton, Brian Hopkins, Geoff King, Nigel Muir and Cynthia Wilson.
Brian Hopkins, Geoff King, Nigel Muir and Rod Stern produced the second edition.
This revised online edition is by Brian Hopkins.
Ann Hampton drew the illustrations.



**west
sussex
county
council**



Chichester City Council



If you would like a copy of this publication in another format (audio, braille, large print, another language) please contact us and we will try to meet your needs 01243 777100.

Produced by Environment & Heritage Team, Planning Services, West Sussex County Council.
Designed by West Sussex County Council Graphic Design Team.
Acknowledgements: Julie Bolton and Vaani Parekh.
Second revised online edition July 2021 WS2118/PS077
westsussex.gov.uk