

# HIGH-RISE LIVING



**West Sussex**  
Fire & Rescue Service



**west  
sussex  
county  
council**




## LIVING THE HIGH LIFE

Living in a high-rise block doesn't mean you are any more at risk from fire, but it does mean you need to consider your fire safety and the impact a fire in your home could have on other residents.

It is important for your own safety, to understand what to do in the event of a fire, whether it's in your flat or somewhere else in the building.

### DID YOU KNOW?

That most high-rise flats are built to delay the spread of fire for up to an hour.





## **BUILT WITH YOUR SAFETY IN MIND**

Your building has been designed and built with fire safety in mind.

### **LIFT ACCESS**

Never use the lift when evacuating the building. The fire may cause a power failure, trapping you inside.

### **EMERGENCY ACCESS**

Never block emergency access to your building. We need to get as close as possible to the entrance.

### **FIREFIGHTING EQUIPMENT**

Dry or wet riser pipes run internally through the block and are usually painted red. The pipes provide water to higher floors to tackle fires.

It is important that any damage to this equipment is reported as soon as you see it.

## **DO YOU KNOW YOUR BUILDINGS EVACUATION PLAN?**

Your buildings plan will be either:

### **Full evacuation -**

When the alarm sounds, get everyone in your flat out of the building using emergency fire exit routes and stairs (don't use the lift).

### **Stay put -**

Unless the fire is in your flat or a direct neighbours, keep your front door and windows closed. Tune into local TV or radio and await further instructions from the emergency services.

**The fire service will knock your door if they need you to evacuate.**

# WHAT TO DO IF THE R


**IN YOURS OR  
A NEIGHBOURS FLAT**



**Leave your flat  
and close the door**

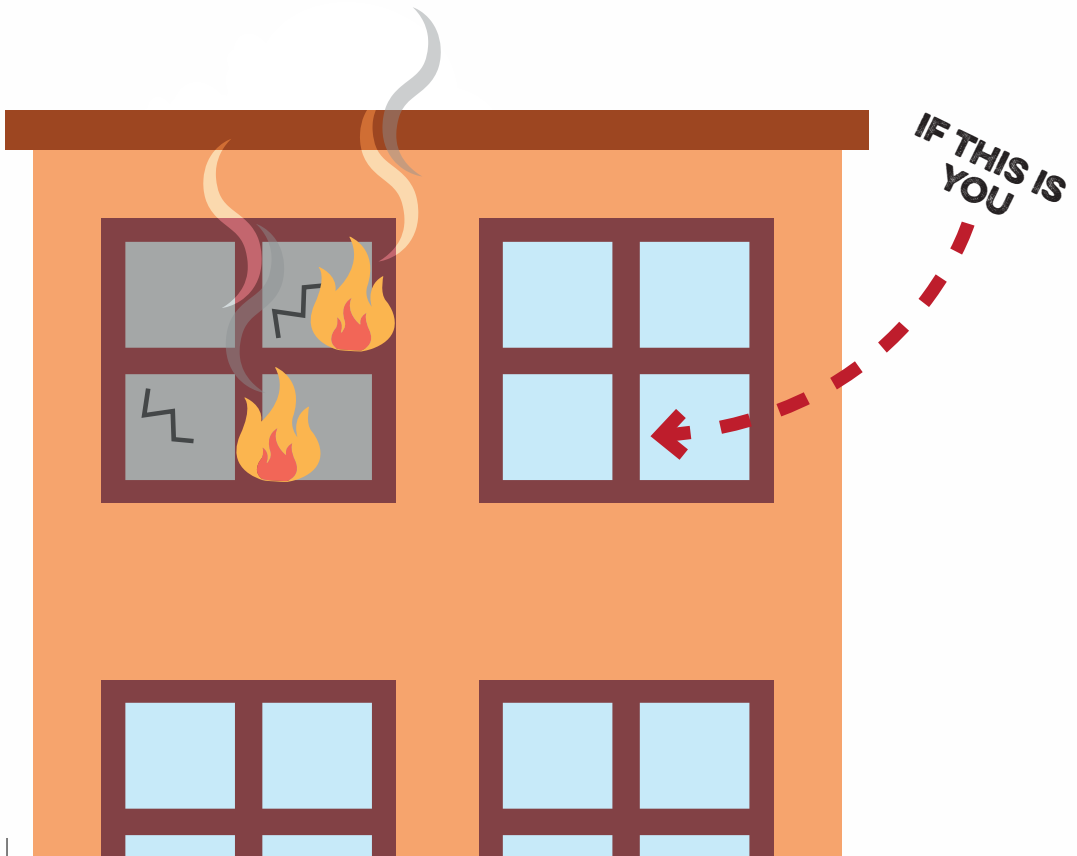


**Use the stairs**



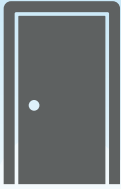
**Never use the lift**

**Get out, stay out, call 999. Never assume someone has called.**



**HERE IS A FIRE...**

**ELSEWHERE IN YOUR BLOCK**



**Close your windows  
and doors**



**Stay in and tune in  
to local TV or radio**

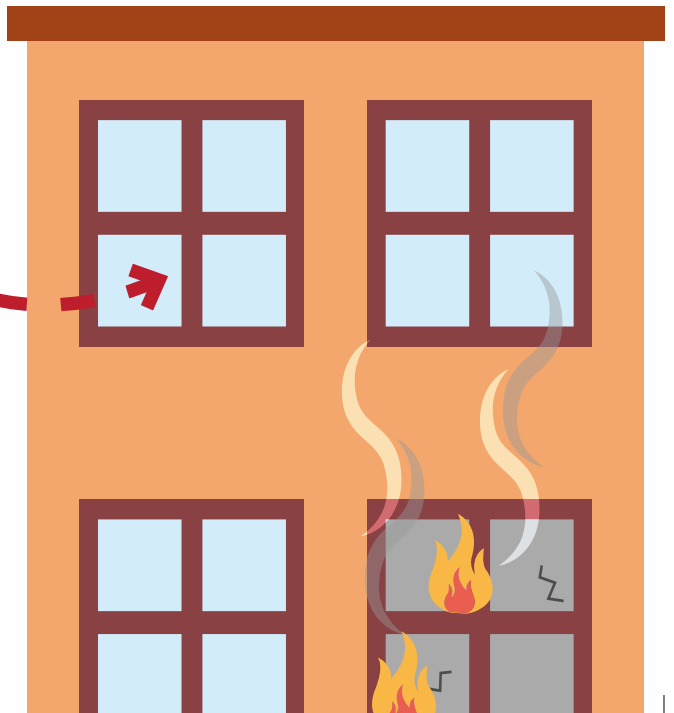


**Stay put unless advised  
by the fire service**

If the fire service need to fully evacuate the building, they will knock on your door.

Unneeded evacuation can obstruct the fire service and delay them putting the fire out.

**IF THIS IS  
YOU**



## PROTECT YOUR HOME

- » Fit at least one smoke alarm in your flat
- » Don't fit it in your kitchen or bathroom as this may cause false alarms
- » Test once a week
- » Never take the batteries out
- » Always follow the manufacturers advice



## BE PREPARED

- » Keep all exits clear, both communal corridors and in your home
- » Keep door and window keys accessible
- » Prepare a grab bag that you can take if you need to be evacuated
  - Think about prescriptions, documents such as your driving licence and passport, spare keys, a mobile phone, charger and a torch
- » Know how to isolate your flats gas, electric and water supply
- » Get to know your neighbours. Are they young, elderly or vulnerable? They may need assistance in an emergency



[communitfiresafety@westsussex.gov.uk](mailto:communitfiresafety@westsussex.gov.uk)



[www.westsussex.gov.uk/fire](http://www.westsussex.gov.uk/fire)



@WestSussexFire



west sussex fire and rescue



0345 872 9719 weekdays 9am - 5pm

If you are unsure about your building's evacuation plan you should contact your management company or local government housing office who will be able to provide you with full details of the evacuation procedure.

## Making West Sussex Safer